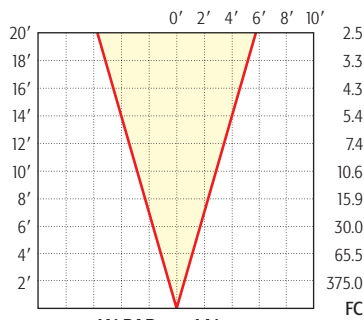




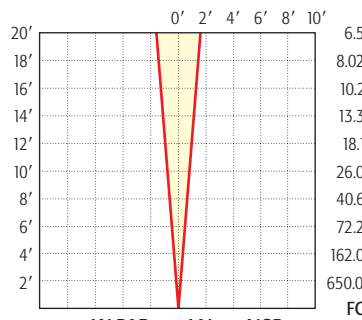
PAR-36

Beam Spread: 32°



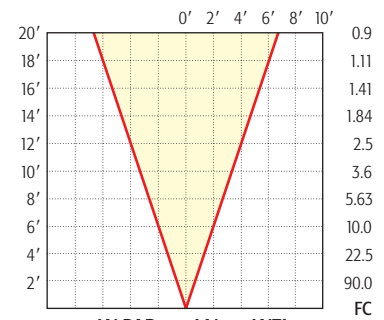
18W PAR 36: LN-4414

Beam Spread: 9°



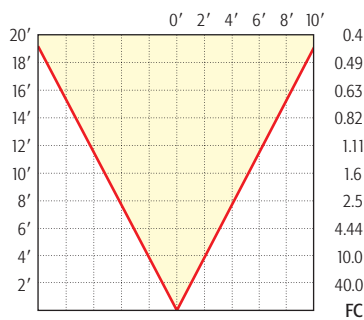
25W PAR 36: LN-25 NSP

Beam Spread: 37°



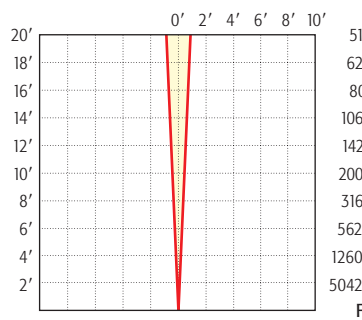
25W PAR 36: LN-25 WFL

Beam Spread: 55°



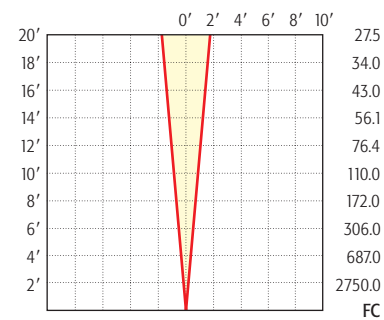
25W PAR 36: LN-25 VWFL

Beam Spread: 5°



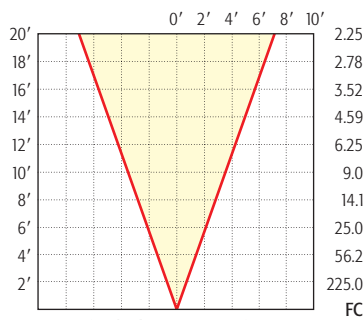
50W PAR-36: LN-50 VNSP

Beam Spread: 10°



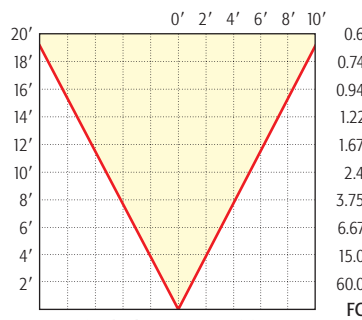
50W PAR-36: LN-50 NSP

Beam Spread: 39°



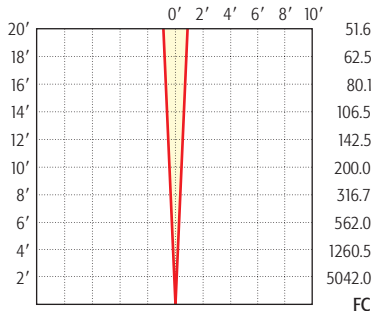
50W PAR 36: LN-50 WFL

Beam Spread: 55°



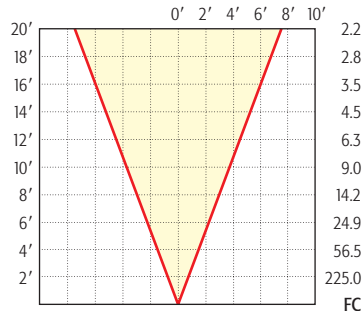
50W PAR 36: LN-50 VWFL

Beam Spread: 5°



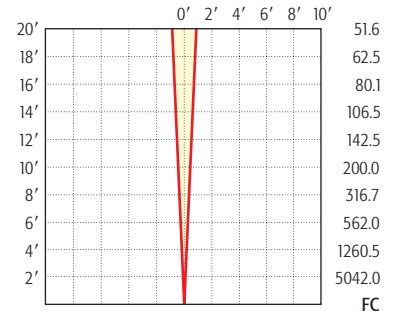
35W PAR 36 Halogen: LNH-35 VNSP

Beam Spread: 40°



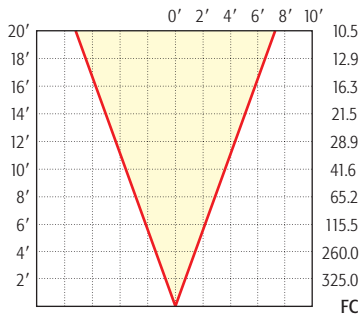
35W PAR 36 Halogen: LNH-35 WFL

Beam Spread: 5°



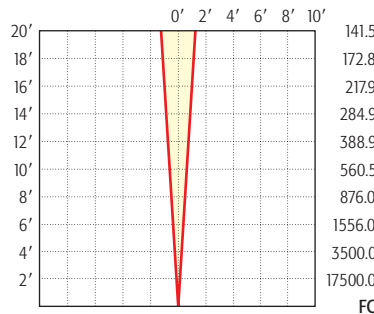
50W PAR 36 Halogen: LNH-50 VNSP

Beam Spread: 40°



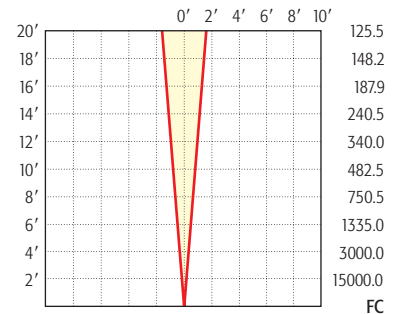
50W PAR 36 Halogen: LNH-50 WFL

Beam Spread: 7°



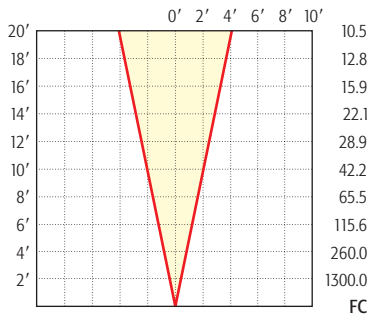
37W PAR 36 Halogen: LN-7616

Beam Spread: 9°



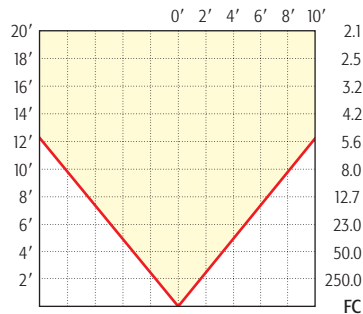
37W PAR 36 Halogen: LN-7600

Beam Spread: 25°



50W PAR 36 Halogen: LN-7610

Beam Spread: 78°



50W PAR 36 Halogen: LN-7606